

Self Service Line

SS LINE

Restaurant self service

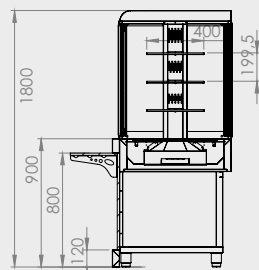


Surfaces coating available in many colors and materials
See pages 208-209 of this catalogue

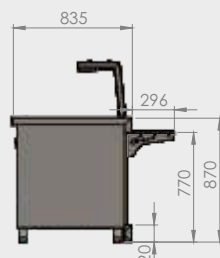
Επενδύσεις διαθέσιμες σε πολλά χρώματα και υλικά
Δείτε τις σελίδες 208-209 αυτού του καταλόγου

Specifications

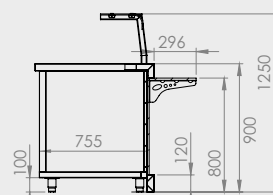
CHARACTERISTICS / ΧΑΡΑΚΗΤΗΡΙΣΤΙΚΑ



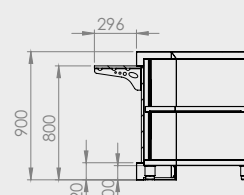
1 FRIDGE SHOWCASE



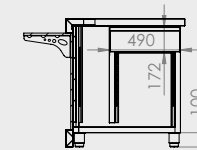
2 BAIN MARIE



3 NEUTRAL COUNTER



4 NEUTRAL COUNTER



5 NEUTRAL COUNTER



6 NEUTRAL COUNTER

	Models R449a	Dimensions (l) x (w) x (h) cm	Capacity (trays)	Power (w)	Temp. (°C)	
1	SS-109-R	120 x 90 x 180	3 Gastron.	3/8	4 - 8	FRIDGE
	SS-159-R	140 x 90 x 180	4 Gastron.	1/2	4 - 8	
	SS-199-R	160 x 90 x 180	5 Gastron.	3/4	4 - 8	
2	SS-109-B	110 x 90 x 120	3 Gastron.	1,5 Kw	50 - 70	BAIN MARIE
	SS-159-B	145 x 90 x 120	4 Gastron.	2,0 Kw	50 - 70	
	SS-199-B	178 x 90 x 120	5 Gastron.	2,5 Kw	50 - 70	
3	AR-COR-1	80 x 90 x 125	-	-	-	COUNTER
4	AR-CAS-2	163 x 90 x 87	-	-	-	
5	AR-CAS-3	126 x 90 x 87	-	-	-	
6	AR-08S-S	80 x 70 x 150	-	-	-	